



Motech Industries Inc.

股票代碼: 6244.TWO

2014 第二季法人說明會

Safe Harbor Notice

Except for statements in respect of historical matters, the statements in this presentation are “forward-looking statements”. Such forward-looking statements involve known and unknown risks, uncertainties and other factors which may cause the actual performance, financial condition or results of operations of Motech Industries, Inc. (Motech) to be materially different from any future such matters implied by such forward-looking statements. Investors are cautioned that actual events and results could differ materially from these statements as a result of a variety of factors, including conditions in the overall market and economy, acceptance and demand for products, and technological and development risks.

The financial statements included were prepared and published in accordance with IFRS as issued by the IASB

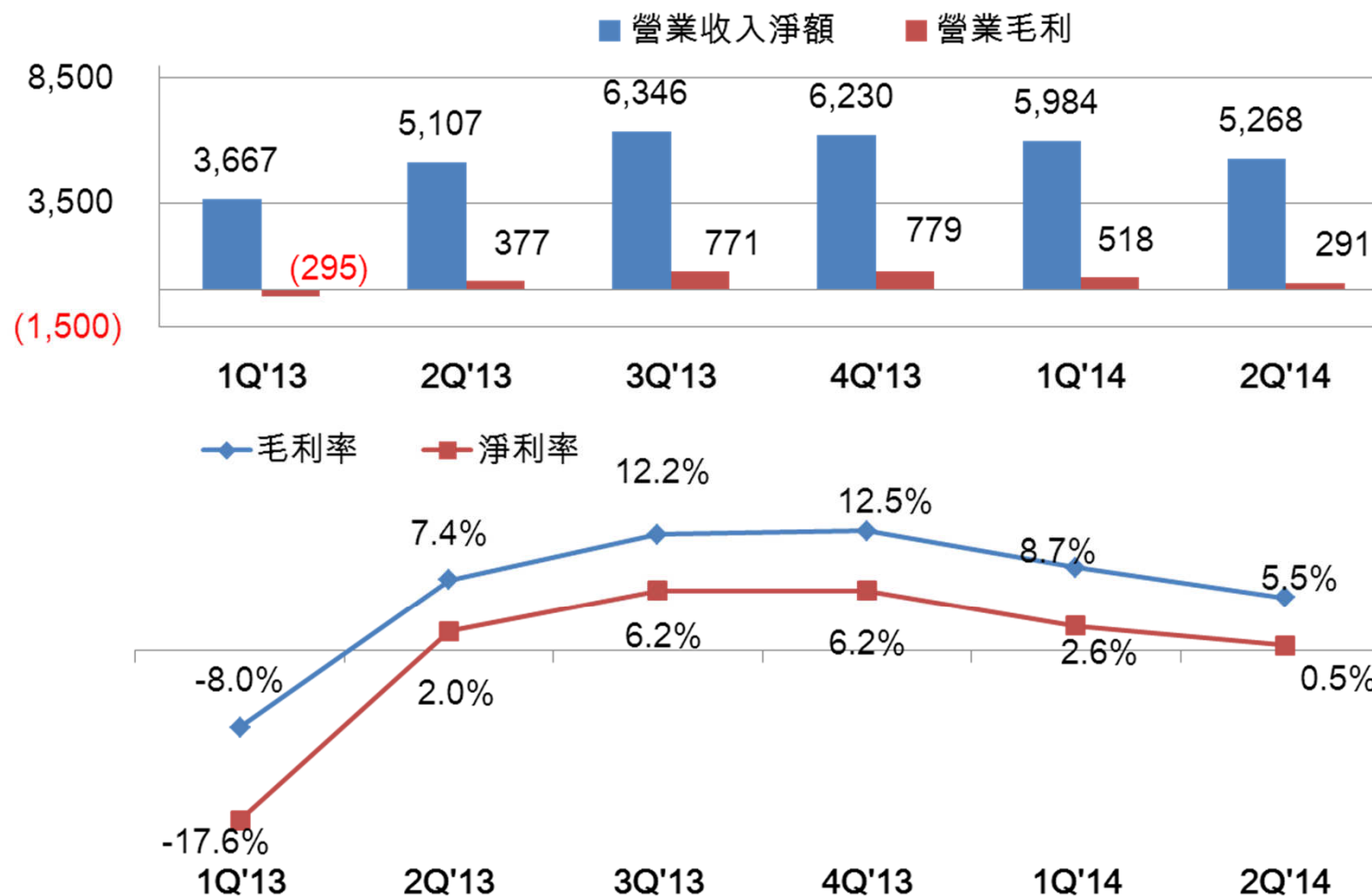
The financial forecasts and forward-looking statements in this release reflect the current belief of Motech as of the date of this release and Motech undertakes no obligation to update these forecasts and forward-looking statements for events or circumstances that occur subsequent to such date.



營運績效與財務表現



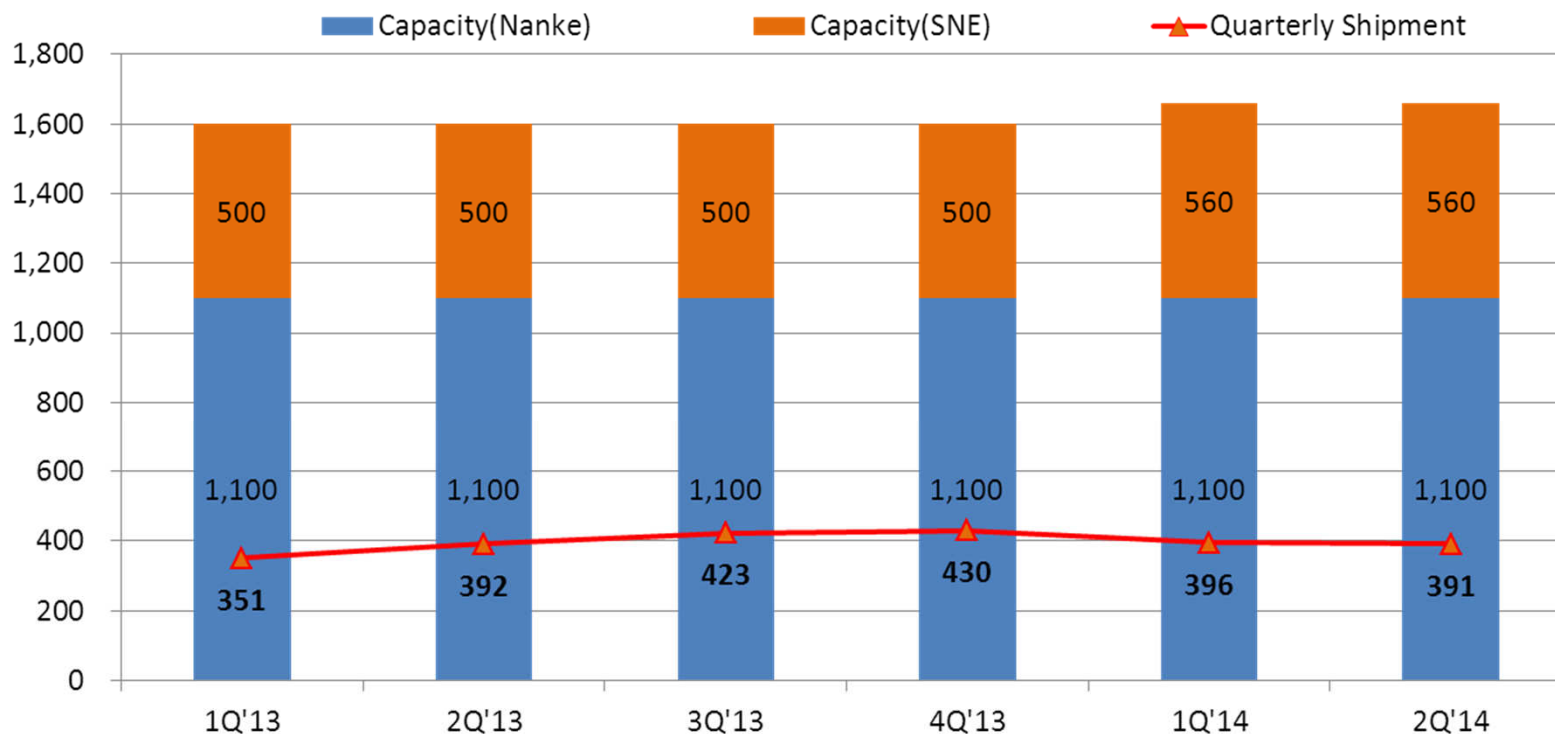
季營收與利潤率表現



Financial Performance

2Q'14產能與出貨概況

- 2014第二季出貨量為 391MW



Market and Company Update

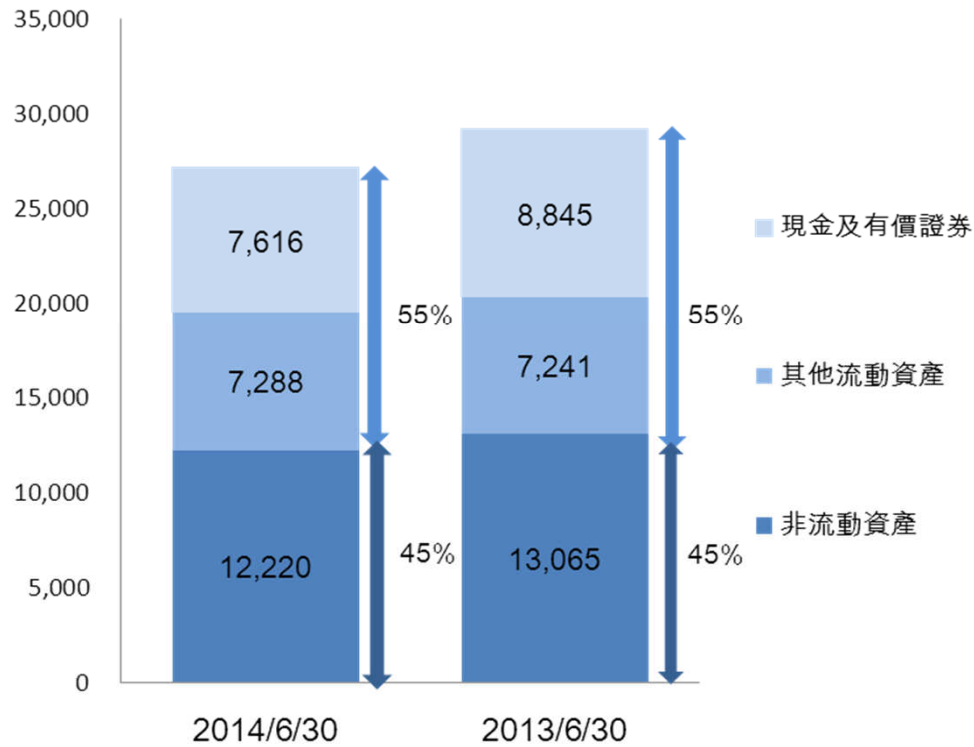
合併損益表- 單季

(新台幣 百萬元)	2Q'14	QoQ	1Q'14	YoY	2Q'13
營業收入淨額	5,268	-12%	5,984	3%	5,107
營業毛利	291	-44%	518	-23%	377
營業毛利率	5.5%	-3.2bp	8.7%	-1.9bp	7.4%
營業費用	234	-17%	283	-7%	253
營業淨利	57	-76%	235	-54%	124
營業淨利率	1.1%	-2.8bp	3.9%	-1.3bp	2.4%
營業外收入及支出	(12)	N/A	(19)	N/A	(24)
稅前淨利	45	-79%	216	-55%	100
所得稅利益(支出)	(19)	-70%	(62)	N/A	2
本期淨利	27	-83%	154	-74%	102
淨利率	0.5%	-2.1bp	2.6%	-1.5bp	2.0%
其他綜合損益	(53)	N/A	(27)	N/A	51
本期綜合損益總額	(27)	N/A	127	N/A	154
EBITDA	427	-30%	608	-36%	671
EBITDA / Sales (%)	8.1%	-2.1bp	10.2%	-5.0bp	13.1%

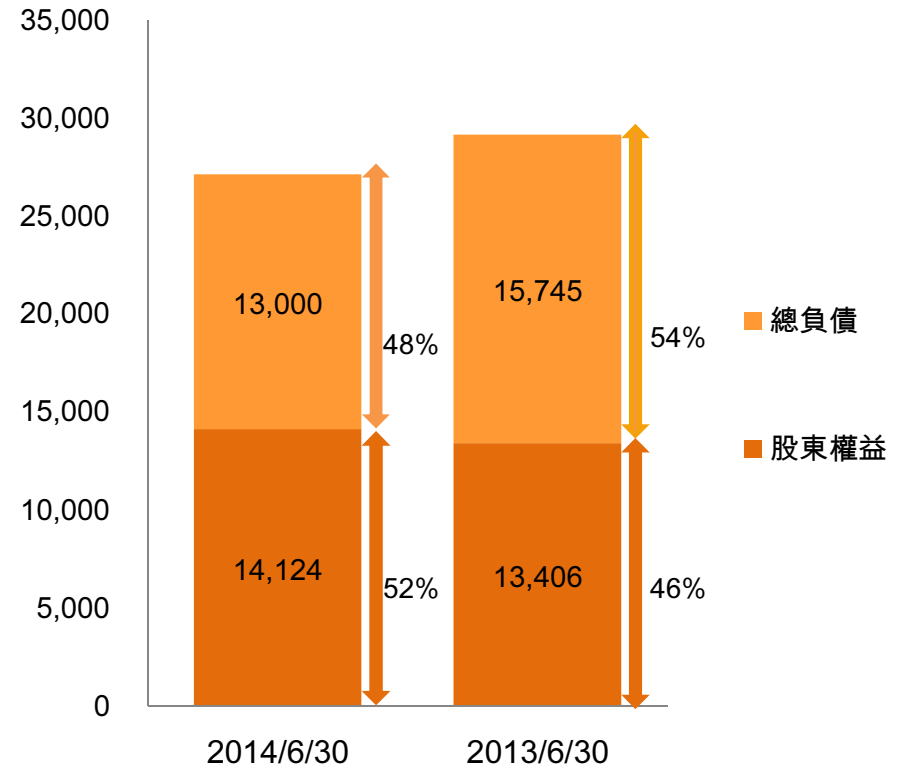
Financial Performance

資本結構

總資產(新台幣百萬)



股東權益及負債(新台幣百萬)



Financial Performance

合併資產負債表

(新台幣 百萬元)	30-Jun-14	QoQ	31-Mar-14	YoY	30-Jun-13
現金及有價金融商品投資	7,616	3%	7,404	-14%	8,845
應收帳款	2,918	-8%	3,162	-12%	3,321
存貨	2,604	4%	2,515	55%	1,682
不動產、廠房及設備	8,248	-1%	8,367	-11%	9,302
其他資產	5,737	-3%	5,917	-4%	6,001
資產總計	27,123	-1%	27,365	-7%	29,151
流動負債	7,406	0%	7,409	3%	7,156
長期借款	5,458	0%	5,466	-35%	8,369
其他負債	136	6%	128	-38%	220
負債總計	13,000	0%	13,003	-17%	15,745
股東權益總計	14,124	-2%	14,361	5%	13,406

Financial Performance

合併現金流量表- 單季

(新台幣 百萬元)	2Q'14	1Q'14	2Q'13
營業活動現金流量	(96)	(81)	626
稅前淨利(損)	45	216	100
折舊與攤銷	344	348	519
營業資產及負債淨變動	(511)	(689)	(4)
其他	25	44	11
投資活動現金流量	(302)	(790)	(319)
取得備供出售金融資產	0	0	(200)
資本支出	(42)	(18)	(44)
其他項	(260)	(772)	(75)
籌資活動現金流量	642	(1,447)	(923)
銀行借款	691	(1,419)	(863)
其他項	(48)	(29)	(60)
其他調整數	(33)	(9)	36
淨現金流量	212	(2,328)	(580)
期初現金餘額	7,404	9,732	9,425
期末現金餘額	7,616	7,404	8,845
自由現金流量	(138)	(98)	582

Financial Performance

合併公司重要財務比率

	2Q'14	1Q'14	2Q'13
獲利能力:			
總資產報酬率(季)	0.1%	0.6%	0.4%
股東權益報酬率(季)	0.2%	1.1%	0.8%
毛利率	5.5%	8.7%	7.4%
純益率	0.5%	2.6%	2.0%
槓桿程度:			
總負債占總資產比率	47.9%	47.5%	54.0%
資金流動性:			
流動比率 (x)	2.0	2.1	2.2
速動比率 (x)	1.7	1.7	2.0

Financial Performance



MOve the Future

Capture the Sun

For a brighter future, a jar of solar energy a day keeps the pollution away - think **MOTECH**.

Thanks for your attention

Spokesperson :
Jack T. U. Hsieh
jack_hsieh@motech.com.tw

Deputy Spokesperson:
Concord H. H. Chen
concord_chen@motech.com.tw

